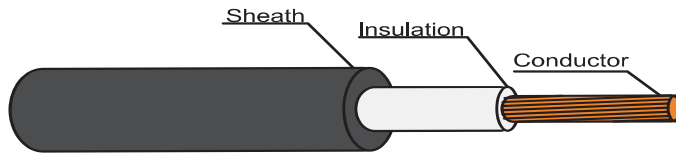


YK FD-0.6/1KV-CV



0.6/1 kV 90°C CROSS-LINKED POLYETHYLENE INSULATED PVC SHEATHED FLAME RETARDANT SUPER SOFT POWER CABLE

SUPER SOFT
YK
SERIES
CABLE



IEC 60502-1

TIS 2143-2546



CABLE STRUCTURE

- Conductor** : Non-compacted and compacted round annealed copper
- Insulation** : Cross-Linked polyethylene (XLPE)
- Core identification** : Single-core : Natural (Translucent)
- Sheath** : Black flame retardant polyvinyl chloride (PVC/ST2)

TECHNICAL DATA

- Classification** : Maximum conductor temperature 90°C
: Circuit voltage not exceeding 1,200 Volts
- Rated voltage** : 600 Volts between Line to Earth
: 1,000 Volts between Line to Line
- Testing voltage** : 3,500 Volts
- Reference standard** : IEC 60502-1, IEC 60228, IEC 60332-1
: IEC 60332-3-24 (Cat.C)

APPLICATION

For installation exposed, or in raceway, wet or dry location, or direct burial in ground.

Number of core	Nominal cross sectional area (mm ²)	Conductor type	Insulation thickness nominal (mm)	Sheath thickness nominal (mm)	Overall diameter approx. (mm)	Conductor resistance at 20°C maximum (Ω/km)	Insulation resistance at 20°C minimum (MΩ-km)	Continuous current rating in free air at 40°C maximum			Continuous current rating in ground at 30°C maximum (A)	Cable weight approx. (kg/km)	Standard Length (m/D)	
								Spaced I(A)	Touching (A)	Trefoil (A)				
1	2.5	Non-Compacted	0.7	1.4	6.80	7.41	2,100	42	32	31	43	65	1000	2000
	4	Non-Compacted	0.7	1.4	7.30	4.61	1,700	54	42	41	55	80	1000	2000
	6	Non-Compacted	0.7	1.4	7.90	3.08	1,450	68	53	52	70	100	1000	2000
	10	Non-Compacted	0.7	1.4	8.80	1.83	1,250	90	73	71	92	150	1000	2000
	16	Compacted	0.7	1.4	9.50	1.15	1,000	124	95	93	119	200	1000	2000
	25	Compacted	0.9	1.4	11.0	0.727	1,050	166	128	123	152	300	1000	2000
	35	Compacted	0.9	1.4	12.2	0.524	900	206	160	154	184	390	1000	2000
	50	Compacted	1.0	1.4	13.5	0.387	850	250	197	188	217	500	1000	2000
	70	Compacted	1.1	1.4	15.5	0.268	800	321	254	244	266	700	1000	2000
	95	Compacted	1.1	1.5	17.5	0.193	650	391	311	298	318	950	1000	2000
	120	Compacted	1.2	1.5	19.0	0.153	650	455	364	349	362	1200	1000	2000
	150	Compacted	1.4	1.6	21	0.124	700	525	422	404	406	1500	1000	2000
185	Compacted	1.6	1.6	23	0.0991	700	602	485	464	459	1800	1000	2000	
240	Compacted	1.7	1.7	26	0.0754	650	711	577	552	533	2400	1000	1500	

Number of core	Nominal cross sectional area (mm ²)	A.C. Resistance			Inductance			Reactance			Impedance		
		R (Ω/km)			L (mH/km)			XL (Ω/km)			Z (Ω/km)		
		Space	Touching	Trefoil	Space	Touching	Trefoil	Space	Touching	Trefoil	Space	Touching	Trefoil
1	2.5	9.4485	9.4485	9.4485	0.6314	0.4928	0.4466	0.1984	0.1548	0.1403	9.4506	9.4498	9.4495
	4	5.8782	5.8782	5.8782	0.5988	0.4602	0.4140	0.1881	0.1446	0.1301	5.8812	5.8800	5.8797
	6	3.9273	3.9273	3.9273	0.5754	0.4368	0.3906	0.1808	0.1372	0.1227	3.9315	3.9297	3.9293
	10	2.3335	2.3335	2.3335	0.5459	0.4072	0.3610	0.1715	0.1279	0.1134	2.3398	2.3370	2.3362
	16	1.4664	1.4664	1.4665	0.5284	0.3898	0.3436	0.1660	0.1225	0.1079	1.4758	1.4715	1.4704
	25	0.9271	0.9271	0.9272	0.5159	0.3772	0.3310	0.1621	0.1185	0.1040	0.9412	0.9347	0.9330
	35	0.6683	0.6683	0.6684	0.5017	0.3630	0.3168	0.1576	0.1141	0.0995	0.6866	0.6780	0.6758
	50	0.4937	0.4937	0.4938	0.4913	0.3527	0.3065	0.1544	0.1108	0.0963	0.5172	0.5060	0.5031
	70	0.3420	0.3421	0.3422	0.4716	0.3330	0.2867	0.1482	0.1046	0.0901	0.3727	0.3578	0.3539
	95	0.2465	0.2467	0.2468	0.4651	0.3265	0.2803	0.1461	0.1026	0.0881	0.2865	0.2672	0.2621
	120	0.1956	0.1959	0.1961	0.4587	0.3201	0.2738	0.1441	0.1005	0.0860	0.2429	0.2202	0.2141
	150	0.1587	0.1591	0.1593	0.4555	0.3169	0.2706	0.1431	0.0995	0.0850	0.2137	0.1876	0.1806
185	0.1271	0.1275	0.1279	0.4536	0.3149	0.2687	0.1425	0.0989	0.0844	0.1910	0.1614	0.1532	
240	0.0972	0.0977	0.0982	0.4484	0.3098	0.2635	0.1409	0.0973	0.0828	0.1711	0.1379	0.1284	

Remark : Thermal resistivity of soil 1.2 K.m/W or °C.m/W

D : Packing in drum

Deep of laying (For cable laid direct in ground) 0.8 m

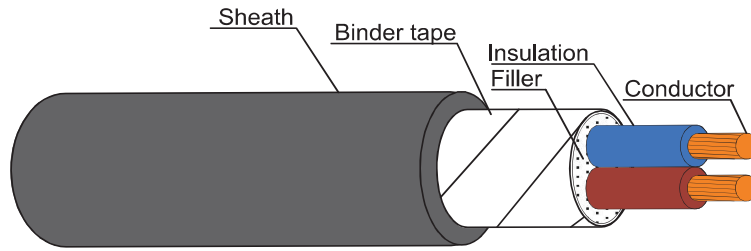


YK FD-0.6/1KV-CV



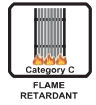
0.6/1 kV 90°C CROSS-LINKED POLYETHYLENE INSULATED PVC SHEATHED FLAME RETARDANT SUPER SOFT POWER CABLE

SUPER SOFT
YK
SERIES
CABLE



IEC 60502-1

TIS 2143-2546



CABLE STRUCTURE

Conductor : Non-compacted and compacted round annealed copper

Insulation : Cross-Linked polyethylene (XLPE)

Core identification 2 Cores: Blue, Brown

Sheath : Black flame retardant polyvinyl chloride (PVC/ST2)

TECHNICAL DATA

Classification : Maximum conductor temperature 90°C
: Circuit voltage not exceeding 1,200 Volts

Rated voltage : 600 Volts between Line to Earth
: 1,000 Volts between Line to Line

Testing voltag : 3,500 Volts

Reference standard : IEC 60502-1, IEC 60228, IEC 60332-1
: IEC 60332-3-24 (Cat.C)

APPLICATION

For installation exposed, or in raceway, wet or dry location, or direct burial in ground

B

Number of cores	Nominal cross sectional area (mm ²)	Conductor type	Insulation thickness nominal (mm)	Sheath thickness nominal (mm)	Overall diameter approx. (mm)	Conductor resistance at 20°C maximum (Ω/km)	Insulation resistance at 20°C minimum (MΩ-km)	Continuous current rating in free air at 40°C maximum (A)	Continuous current rating in ground at 30°C maximum (A)	Cable weight approx. (kg/km)	Standard Length	
											(m/D)	(m/D)
2	2.5	Non-Compacted	0.7	1.8	11.5	7.41	2,100	36	44	150	1000	2000
	4	Non-Compacted	0.7	1.8	12.5	4.61	1,700	47	58	190	1000	2000
	6	Non-Compacted	0.7	1.8	13.5	3.08	1,450	60	73	240	1000	2000
	10	Non-Compacted	0.7	1.8	15.8	1.83	1,250	81	97	340	1000	2000
	16	Compacted	0.7	1.8	17.5	1.15	1,000	107	125	500	1000	2000
	25	Compacted	0.9	1.8	21	0.727	1,050	143	165	700	1000	2000
	35	Compacted	0.9	1.8	23	0.524	900	175	195	900	1000	2000
	50	Compacted	1.0	1.8	26	0.387	850	214	235	1200	1000	2000
	70	Compacted	1.1	1.8	30	0.268	800	270	290	1700	1000	

Remark : Thermal resistivity of soil 1.2 K.m/W or °C.m/W

D : Packing in drum

Deep of laying (For cable laid direct in ground) 0.8 m

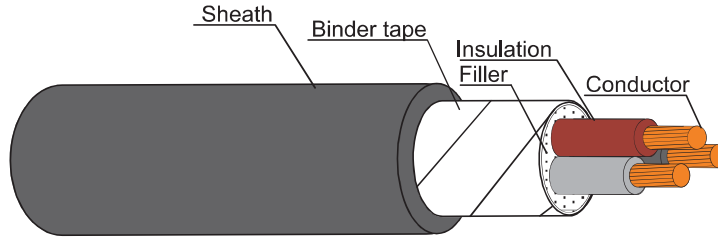
Number of cores	Nominal cross sectional area (mm ²)	A.C. Resistance	Inductance	Reactance	Impedance
		R (Ω/km)	L (mH/km)	XL (Ω/km)	Z (Ω/km)
2	2.5	9.4485	0.3210	0.1009	9.4490
	4	5.8782	0.3010	0.0946	5.8790
	6	3.9273	0.2871	0.0902	3.9284
	10	2.3335	0.2710	0.0851	2.3351
	16	1.4665	0.2624	0.0824	1.4688
	25	0.9272	0.2645	0.0831	0.9309
	35	0.6684	0.2569	0.0807	0.6733
	50	0.4938	0.2536	0.0797	0.5002
	70	0.3422	0.2421	0.0761	0.3506

YK FD-0.6/1KV-CV



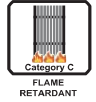
0.6/1 kV 90°C CROSS-LINKED POLYETHYLENE INSULATED PVC SHEATHED FLAME RETARDANT SUPER SOFT POWER CABLE

SUPER SOFT
YK
SERIES
CABLE



IEC 60502-1

TIS 2143-2546



CABLE STRUCTURE

- Conductor** : Non-compacted and compacted round annealed copper
- Insulation** : Cross-Linked polyethylene (XLPE)
- Core identification** 3 Cores: Brown, Black, Grey
- Sheath** : Black flame retardant polyvinyl chloride (PVC/ST2)

TECHNICAL DATA

- Classification** : Maximum conductor temperature 90°C
: Circuit voltage not exceeding 1,200 Volts
- Rated voltage** : 600 Volts between Line to Earth
: 1,000 Volts between Line to Line
- Testing volt** : 3,500 Volts
- Reference standard** : IEC 60502-1, IEC 60228, IEC 60332-1
: IEC 60332-3-24 (Cat.C)

APPLICATION

For installation exposed, or in raceway, wet or dry location, or direct burial in ground

Number of cores	Nominal cross sectional area (mm ²)	Conductor type	Insulation thickness nominal (mm)	Sheath thickness nominal (mm)	Overall diameter approx. (mm)	Conductor resistance at 20°C maximum (Ω/km)	Insulation resistance at 20°C minimum (MΩ-km)	Continuous current rating in free air at 40°C maximum (A)	Continuous current rating in ground at 30°C maximum (A)	Cable weight approx. (kg/km)	Standard Length (m/D)	
											1000	2000
3	2.5	Non-Compacted	0.7	1.8	12.5	7.41	2,100	29	43	190	1000	2000
	4	Non-Compacted	0.7	1.8	13.5	4.61	1,700	38	55	250	1000	2000
	6	Non-Compacted	0.7	1.8	14.5	3.08	1,450	49	70	320	1000	2000
	10	Non-Compacted	0.7	1.8	16.5	1.83	1,250	68	92	460	1000	2000
	16	Compacted	0.7	1.8	18.5	1.15	1,000	91	119	650	1000	2000
	25	Compacted	0.9	1.8	22	0.727	1,050	116	152	950	1000	2000
	35	Compacted	0.9	1.8	25	0.524	900	144	184	1200	1000	2000
	50	Compacted	1.0	1.8	28	0.387	850	175	217	1600	1000	
70	Compacted	1.1	1.9	32	0.268	800	224	266	2300	1000		

Remark : Thermal resistivity of soil 1.2 K.m/W or °C.m/W

D : Packing in drum

Deep of laying (For cable laid direct in ground) 0.8 m

Number of cores	Nominal cross sectional area (mm ²)	A.C. Resistance	Inductance	Reactance	Impedance
		R (Ω/km)	L (mH/km)	XL (Ω/km)	Z (Ω/km)
3	2.5	9.4485	0.3210	0.1009	9.4490
	4	5.8782	0.3010	0.0946	5.8790
	6	3.9274	0.2871	0.0902	3.9284
	10	2.3335	0.2710	0.0851	2.3351
	16	1.4665	0.2624	0.0824	1.4688
	25	0.9272	0.2645	0.0831	0.9309
	35	0.6685	0.2569	0.0807	0.6733
	50	0.4939	0.2536	0.0797	0.5003
70	0.3424	0.2421	0.0761	0.3507	

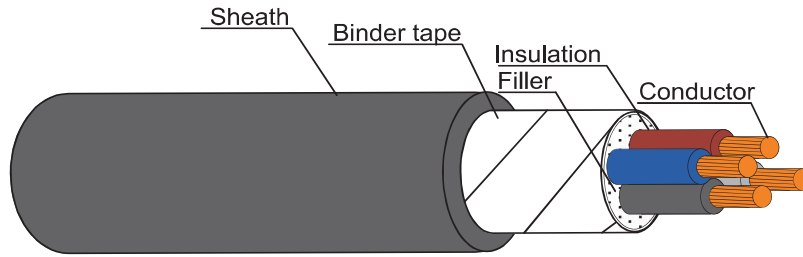


YK FD-0.6/1KV-CV



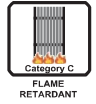
0.6/1 kV 90°C CROSS-LINKED POLYETHYLENE INSULATED PVC SHEATHED FLAME RETARDANT SUPER SOFT POWER CABLE

SUPER SOFT
YK
SERIES
CABLE



IEC 60502-1

TIS 2143-2546



CABLE STRUCTURE

- Conductor** : Non-compacted and compacted round annealed copper
- Insulation** : Cross-Linked polyethylene (XLPE)
- Core identification** 4 Cores : Blue, Brown, Black, Grey
- Sheath** : Black flame retardant polyvinyl chloride (PVC/ST2)

TECHNICAL DATA

- Classification** : Maximum conductor temperature 90°C
: Circuit voltage not exceeding 1,200 Volts
- Rated voltage** : 600 Volts between Line to Earth
: 1,000 Volts between Line to Line
- Testing volt** : 3,500 Volts
- Reference standard** : IEC 60502-1, IEC 60228, IEC 60332-1
: IEC 60332-3-24 (Cat.C)

APPLICATION

For installation exposed, or in raceway, wet or dry location, or direct burial in ground

B

Number of cores	Nominal cross sectional area (mm ²)	Conductor type	Insulation thickness nominal (mm)	Sheath thickness nominal (mm)	Overall diameter approx. (mm)	Conductor resistance at 20°C maximum (Ω/km)	Insulation resistance at 20°C minimum (MΩ-km)	Continuous current rating in free air at 40°C maximum (A)	Continuous current rating in ground at 30°C maximum (A)	Cable weight approx. (kg/km)	Standard Length (m/D)
4	2.5	Non-Compacted	0.7	1.8	13.0	7.41	2,100	29	43	230	1000 2000
	4	Non-Compacted	0.7	1.8	14.5	4.61	1,700	38	55	300	1000 2000
	6	Non-Compacted	0.7	1.8	16.0	3.08	1,450	49	70	390	1000 2000
	10	Non-Compacted	0.7	1.8	18.0	1.83	1,250	68	92	550	1000 2000
	16	Compacted	0.7	1.8	20	1.15	1,000	91	119	800	1000 2000
	25	Compacted	0.9	1.8	24	0.727	1,050	116	152	1200	1000 2000
	35	Compacted	0.9	1.8	27	0.524	900	144	184	1600	1000 2000
	50	Compacted	1.0	1.9	30	0.387	850	175	217	2100	1000
	70	Compacted	1.1	2.0	35	0.268	800	224	266	3000	1000

Remark : Thermal resistivity of soil 1.2 K.m/W or °C.m/W

D : Packing in drum

Deep of laying (For cable laid direct in ground) 0.8 m

Number of cores	Nominal cross sectional area (mm ²)	A.C.Resistance	Inductance	Reactance	Impedance
		R (Ω/km)	L (mH/km)	XL (Ω/km)	Z (Ω/km)
4	2.5	9.4485	0.3210	0.1009	9.4490
	4	5.8782	0.3010	0.0946	5.8790
	6	3.9274	0.2871	0.0902	3.9284
	10	2.3335	0.2710	0.0851	2.3351
	16	1.4665	0.2624	0.0824	1.4688
	25	0.9272	0.2645	0.0831	0.9309
	35	0.6685	0.2569	0.0807	0.6733
	50	0.4939	0.2536	0.0797	0.5003
	70	0.3424	0.2421	0.0761	0.3507